



LUXOR








The Luxor cast iron single door stove is ideal for small to medium living spaces, with a radiant heat output range of 6 to 7 kW. Capable of being fuelled on wood, coal briquette or lignite. The Luxor features a riddling grate and adjustable airwash system to keep the glass clear. Shown here with low legs, optional high legs are available. (See Cairo - page 3)



...ideal for small to medium living spaces

TECHNICAL



	TECHNICAL DATA TABLE	All dimensions in millimeters (mm)				Boiler Under Development	HEAT OUTPUT (Kw)	Fuels			
		STOVE	WIDTH	HEIGHT	DEPTH			FLUE DIA Ø	WOOD	COAL	PEAT BRIQUETTE
	CAIRO	430	660	455	125	✗	6-7kW	✓	✓	✓	✓
	LUXOR	430	545	455	125	✗	6-7kW	✓	✓	✓	✓
	DAKOTA	570	1110	505	150	✗	6.9kW	✓	✗	✓	✓
	SMALL ORLANDO	420	610	390	125	✗	4-5kW	✓	✓	✓	✓
	SINGLE DOOR ORLANDO	570	710	360	125	✓	8kW	✓	✓	✓	✓
	ORLANDO	570	710	360	125	✓	8kW	✓	✓	✓	✓
	LARGE ORLANDO	740	760	470	125	✓	9-11kW	✓	✓	✓	✓