



...traditional appearance, efficient design










ORLANDO

The Orlando stove is the backbone of the Orlando family. The Orlando stove has a traditional appearance but has the efficient design of a very modern stove. The decorative pattern on the outside of the casting increases the surface area which in turn increases the amount of heat radiated into the room. The airwash secondary-air, CLEAN-BURN technology ensures a complete combustion to maximise heat output and reduce pollution. Other features include riddling multifuel grate, side entry fuelling door and top or rear flue options.

Orlando stove pictured above in a chamber, lined with brick effect Tekniform vermiculite panels which reflect more heat back into the room than traditional masonry.

TECHNICAL



	TECHNICAL DATA TABLE	All dimensions in millimeters (mm)				Boiler Under Development	HEAT OUTPUT (Kw)	Fuels			
		STOVE	WIDTH	HEIGHT	DEPTH			FLUE DIA Ø	WOOD	COAL	PEAT BRIQUETTE
	CAIRO	430	660	455	125	✗	6-7kW	✓	✓	✓	✓
	LUXOR	430	545	455	125	✗	6-7kW	✓	✓	✓	✓
	DAKOTA	570	1110	505	150	✗	6.9kW	✓	✗	✓	✓
	SMALL ORLANDO	420	610	390	125	✗	4-5kW	✓	✓	✓	✓
	SINGLE DOOR ORLANDO	570	710	360	125	✓	8kW	✓	✓	✓	✓
	ORLANDO	570	710	360	125	✓	8kW	✓	✓	✓	✓
	LARGE ORLANDO	740	760	470	125	✓	9-11kW	✓	✓	✓	✓