



LARGE ORLANDO








The large Orlando has all the benefits of the Orlando's efficient design including fins on the rear panel to increase transfer of heat into the room but with increased output. This stove is ideal for heating large open living spaces. Development of an add-in boiler is underway for this model.



...ideal for heating large open living spaces.

TECHNICAL



	TECHNICAL DATA TABLE	All dimensions in millimeters (mm)				Boiler Under Development	HEAT OUTPUT (Kw)	Fuels			
		STOVE	WIDTH	HEIGHT	DEPTH			FLUE DIA Ø	WOOD	COAL	PEAT BRIQUETTE
	CAIRO	430	660	455	125	✗	6-7kW	✓	✓	✓	✓
	LUXOR	430	545	455	125	✗	6-7kW	✓	✓	✓	✓
	DAKOTA	570	1110	505	150	✗	6.9kW	✓	✗	✓	✓
	SMALL ORLANDO	420	610	390	125	✗	4-5kW	✓	✓	✓	✓
	SINGLE DOOR ORLANDO	570	710	360	125	✓	8kW	✓	✓	✓	✓
	ORLANDO	570	710	360	125	✓	8kW	✓	✓	✓	✓
	LARGE ORLANDO	740	760	470	125	✓	9-11kW	✓	✓	✓	✓