



SINGLE DOOR ORLANDO








Introducing the New Single door Orlando, identical in size and output as with the twin door version, but with a single door offering a clear view into the fire chamber. Features include the option of top or rear flue outlet, riddling multifuel grate, airwash secondary air clean burn technology and side fuelling door for longer logs which mean you refuel less often.



...clean burn technology

TECHNICAL



	TECHNICAL DATA TABLE	All dimensions in millimeters (mm)				Boiler Under Development	HEAT OUTPUT (Kw)	Fuels			
		STOVE	WIDTH	HEIGHT	DEPTH			FLUE DIA Ø	WOOD	COAL	PEAT BRIQUETTE
	CAIRO	430	660	455	125	✗	6-7kW	✓	✓	✓	✓
	LUXOR	430	545	455	125	✗	6-7kW	✓	✓	✓	✓
	DAKOTA	570	1110	505	150	✗	6.9kW	✓	✗	✓	✓
	SMALL ORLANDO	420	610	390	125	✗	4-5kW	✓	✓	✓	✓
	SINGLE DOOR ORLANDO	570	710	360	125	✓	8kW	✓	✓	✓	✓
	ORLANDO	570	710	360	125	✓	8kW	✓	✓	✓	✓
	LARGE ORLANDO	740	760	470	125	✓	9-11kW	✓	✓	✓	✓